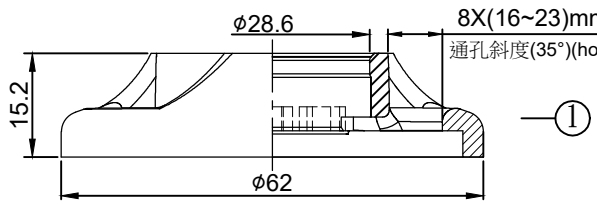

① A-1視圖 (View A-1)

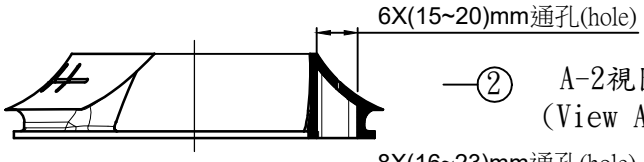

② A-2視圖 (View A-2)

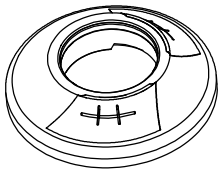

A-1+A-2 A視圖(View A)

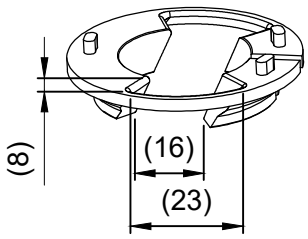

B視圖(View B)

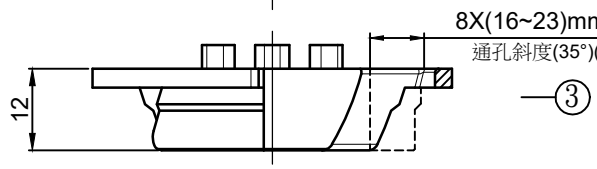

③ B視圖 (View B)

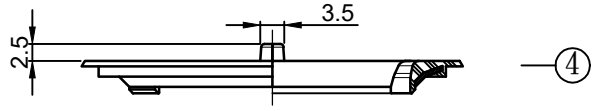

④

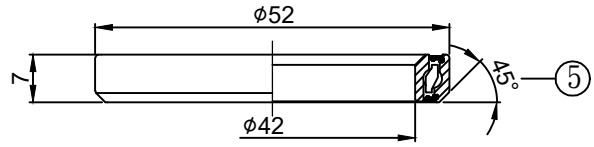

⑤

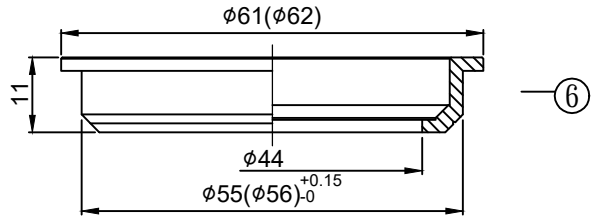

⑥

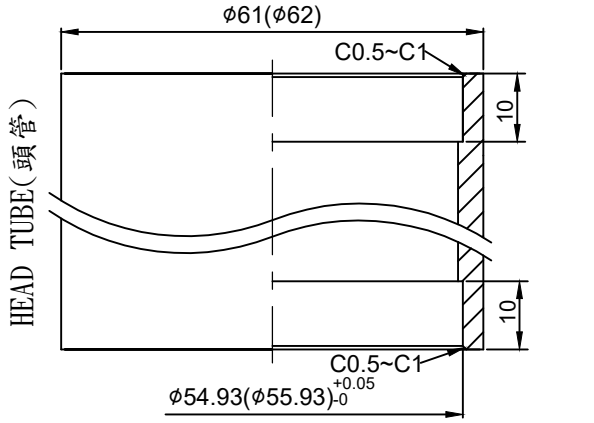

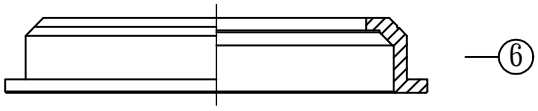

⑥

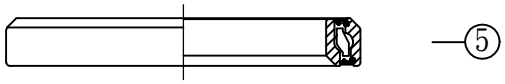

⑤

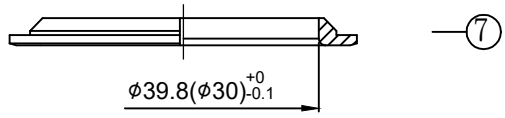

⑦

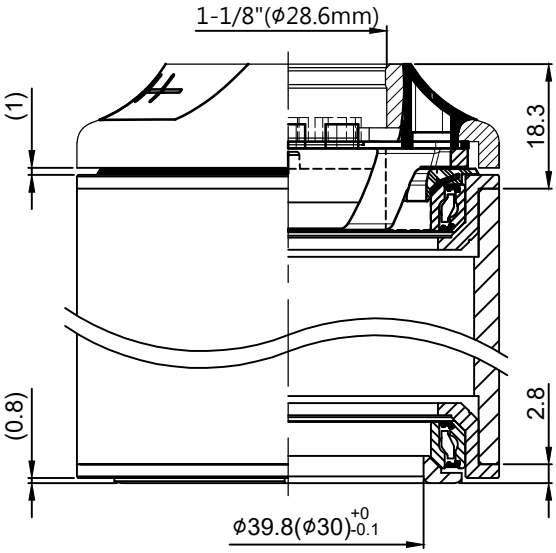

堆積高度(STACK HEIGHT)=21.1±1mm

NO.	零件名稱 PART NAME	材質 MATERIAL	圖號 ITEM NO.	台量 Q'TY	尺寸 DIM. DESCRIPTION
1	開孔走線上塞 TOP COVER WITH HOLE	尼龍 NYLON	323MP-3	1	1-1/8"
2	開孔走線防水塞 WATER RESISTANT PLUG WITH HOLE	橡膠 NBR	323MP-2WR-0	1	
3	開孔走線斜管 COMPRESSION RING WITH HOLE	尼龍 NYLON	323MP-2-2	1	1-1/8"
4	防水套 WATERPROOF	碳鋼包膠 STEEL WITH RUBBER	323MP-2-0	1	
5	特大密封式軸承 OVERSIZE AC SEALED BEARING	軸承鋼 SUJ2	NHB-15C	2	OD52xID42xH7 x45°x45°
6	上/下碗 CUPS	鋁合金 ALLOY	383S-5 (285S-5)	2	ϕ55(ϕ56)+0.15 -0 (記號線)
7	鋁下塞 CROWN RACE	鋁合金 ALLOY	324-6	1	ϕ39.8(ϕ30)+0 -0.1

- For 1-1/8" upper steerer
- Headtube ID./OD. =55(56)/61(62)mm
- Nylon top cover with hole
- Alloy forged & cnc machined cups
- Alloy cnc machined crown race (inner diameter 39.8 or 30mm)
- Oversize ac sealed bearing
- ZS55(56)/28.6 | ZS55(56)/39.8(30)

- 1-1/8" 前叉立管
- 車頭管上下半部內徑/外徑55(56)/61(62)mm
- 尼龍+纖上塞及鋁合金碗
- 鋁合金下塞(內徑39.8或30mm)
- 特大密封式軸承

單位 UNIT	mm	比例 SCALE	1:1	日期 DRAWING DATE	2024.03.11	角法 VIEW	
型號 ITEM NO.	H323MP-2WR						版次(REV):B
品名 ITEM NAME	H323MP-2WR半隱藏內走線-組立圖(Assembly drawing)						
規格 DIMENSION	1-1/8"x55(56)/61(62)x39.8(30)						
圖號 FIG. NO.	H323MP-2WR-組立圖-B						
neco® 誌慶工業股份有限公司							